

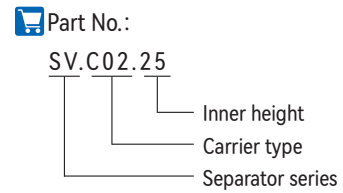
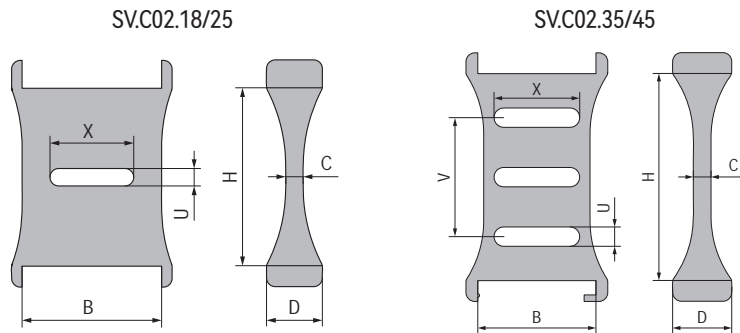
Accessories | Separators

■ C02 Vertical separators



- The separator separates inside space of the carrier to protect cables, oil hoses, gas hoses, etc.
- Separator with high strength, can be firmly fitted in carrier
- Quickly and easily installation

Standard dimensions



Part No.	Part No.	H ⁰ _{-0.25} [mm]	X [mm]	V [mm]	C [mm]	D [mm]	U [mm]	B [mm]
SV.C02.18	SV.C02E.18	18	12	/	2.5	8	3	20
SV.C02.25	SV.C02E.25	25	12	/	2.5	8	3	20
SV.C02.35	SV.C02E.35	35	12	14.6	3	10	3	20
SV.C02.45	SV.C02E.45	45	12	18	3	10	3	22



Move freely along the crossbar

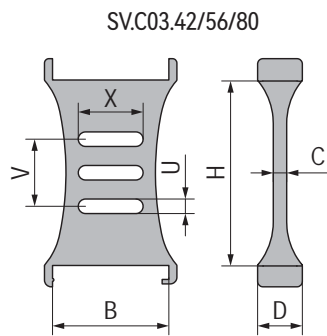
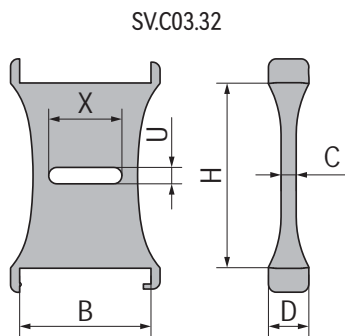
Accessories | Separators

C03 Vertical separators



- The separator separates inside space of the carrier to protect cables, oil hoses, gas hoses, etc.
- Separator with high strength, can be firmly fitted in carrier
- Quickly and easily installation

Standard dimensions



Part No.:
SV.C03.32
 Inner height
 Carrier type
 Separator series

Part No.	$H_{0.25}^0$ [mm]	X [mm]	V [mm]	C [mm]	D [mm]	U [mm]	B [mm]
SV.C03.32	32	12	/	3	8	3	26
SV.C03.42	42	12	17	3	10	3	26
SV.C03.56	56	15	22.7	4	12	4	30
SV.C03.80	80	15	40	4	10	4	30



Move freely along the crossbar

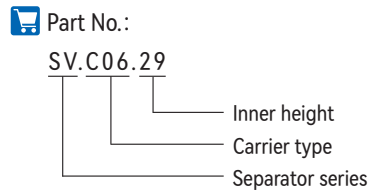
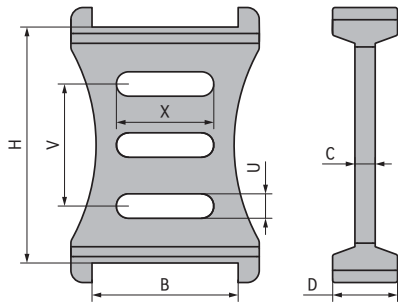
Accessories | Separators

■ C06 Vertical separators



- The separator separates inside space of the carrier to protect cables, oil hoses, gas hoses, etc.
- Separator with high strength, can be firmly fitted in carrier
- Quickly and easily installation

Standard dimensions



Part No.	$H_{0.25}^0$ [mm]	X [mm]	V [mm]	C [mm]	D [mm]	U [mm]	B [mm]
SV.C06.29	29	12	15	2.5	8	3	18
SV.C06.35	35	12	18	2.5	8	3	18
SV.C06.40	40	12	20	2.5	10	12	20
SV.C06.52	52	12	25	2.5	10	12	20



Move freely along the crossbar

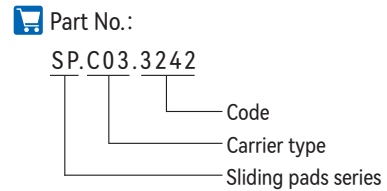
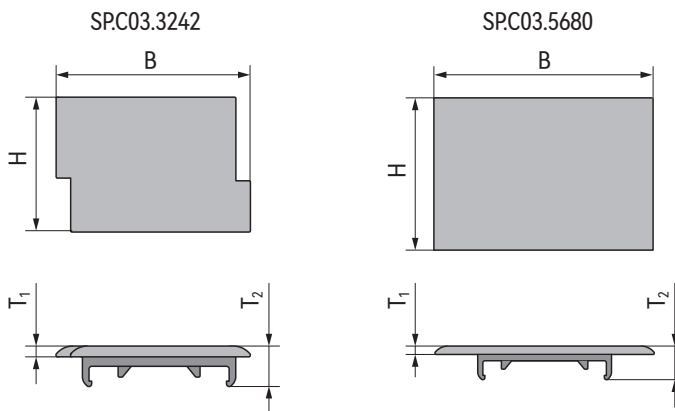
Accessories | Sliding pads for cable carriers

■ Horizontal separators-Sliding pads for cable carriers



- Used for C03 cable carriers long stroke protection
- Made of friction-optimized wear-resistant composite plastic
- Rugged and durable, extend the life of the cable carrier
- Supplied as a individual component

Standard dimensions



Part No.	Suitable for carriers	B [mm]	H [mm]	T ₁ [mm]	T ₂ [mm]	Weight [g]
SPC03.3242	C03.32, C03.42, C03H.32, C03H.42	37	25	2	7.5	3.5
SPC03.5680	C03.56, C03.80, C03H.56, C03H.80	53	36	2	8	7



Removable and easy to install



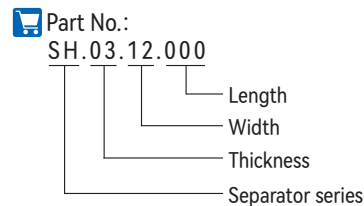
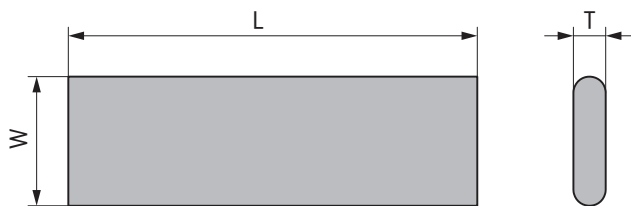
Accessories | Separators

Horizontal separators



- Horizontal separators are available for many diameter cable applications
- Three different height for C03.42 and C03.56
- The vertical separator in the horizontal separator can move freely in the horizontal direction

Standard dimensions




Part No.	L [mm]	W [mm]	T [mm]	Weight [g]
SH.03.12.038	38	12	3	2.5
SH.03.12.048	48	12	3	3.2
SH.03.12.050	50	12	3	3.3
SH.03.12.057	57	12	3	3.8
SH.03.12.060	60	12	3	4.0
SH.03.12.067	67	12	3	4.5
SH.03.12.075	75	12	3	5.0
SH.03.12.077	77	12	3	5.1
SH.03.12.080	80	12	3	5.3
SH.03.12.087	87	12	3	5.8
SH.03.12.100	100	12	3	6.6
SH.03.12.103	103	12	3	6.8
SH.03.12.125	125	12	3	8.3
SH.03.12.150	150	12	3	9.9
SH.03.12.175	175	12	3	11.6
SH.03.12.200	200	12	3	13.2
SH.04.15.100	100	15	4	11.0
SH.04.15.125	125	15	4	13.8
SH.04.15.150	150	15	4	16.6
SH.04.15.175	175	15	4	19.3
SH.04.15.200	200	15	4	22.1
SH.04.15.225	225	15	4	24.9
SH.04.15.250	250	15	4	27.6

Plastic cable carriers	Cable carrier specifications	Horizontal separators	Max. installation quantities [pcs/link]
C02 Universal cable carriers	C02.18	SH.03.12.000	1
	C02.25	SH.03.12.000	1
	C02.35	SH.03.12.000	1
	C02.45	SH.03.12.000	2
C02E ESD cable carriers	C02E.18	SH.03.12.000	1
	C02E.25	SH.03.12.000	1
	C02E.35	SH.03.12.000	1
	C02E.45	SH.03.12.000	2
C03 High load cable carriers	C03.32	SH.03.12.000	1
	C03.42	SH.03.12.000	2
	C03.56	SH.04.15.000	3
	C03.80	SH.04.15.000	3
C03H High-strength cable carriers	C03H.32	SH.03.12.000	1
	C03H.42	SH.03.12.000	2
	C03H.56	SH.04.15.000	3
	C03H.80	SH.04.15.000	3

Accessories | Bellows

Cable carriers part No.	Inner height [mm]	Outer height [mm]	Bellows	Brackets	Bellows outer diameter [mm]
C02.35	35	50	AD13.0 to AD25.0	VHB-AD13.0 to VHB-AD25.0	≤25
C02.45	45	64	AD13.0 to AD28.5	VHB-AD13.0 to VHB-AD28.5	≤28.5
C03.32	32	54	AD13.0 to AD21.2	VHB-AD13.0 to VHB-AD21.2	≤21.2
C03.42	42	64	AD13.0 to AD28.5	VHB-AD13.0 to VHB-AD28.5	≤28.5
C03.56	56	84	AD13.0 to AD42.5	VHB-AD13.0 to VHB-AD42.5	≤42.5
C03.80	80	108	AD13.0 to AD54.5	VHB-AD13.0 to VHB-AD54.5	≤54.5



*Product information: P130-P136

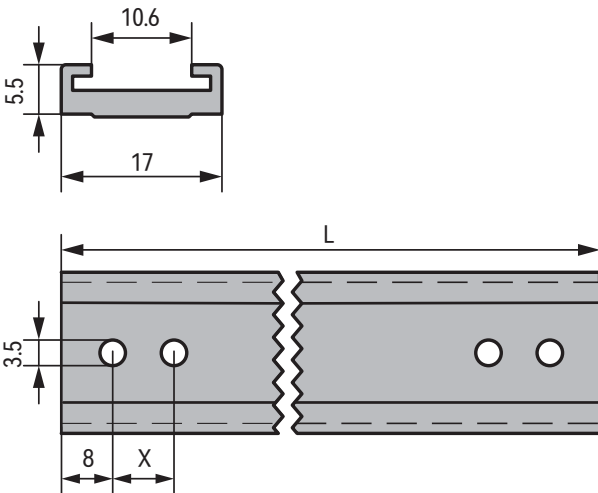
Accessories | Strain relief elements


■ C02 C-profile brackets

Mounted on the inside of the carrier brackets



- Aluminum alloy, surface anodized
- The tiewrap elements can move within the guide slot



 Part No.:
CB.C02.038.AL

- Materials: Aluminum
- Inner width
- Carrier series
- Bracket series

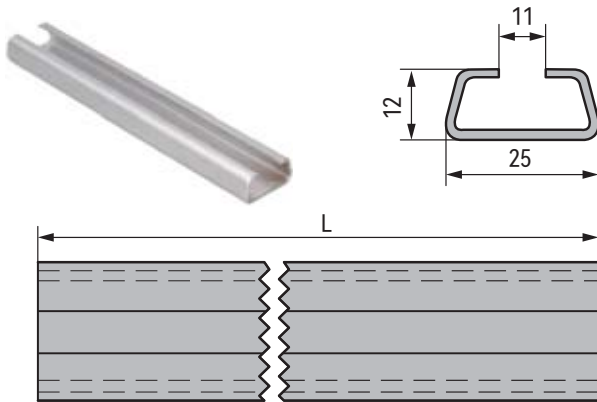
Part No.	X (C02.18/25) [mm]	X (C02.35/45) [mm]	L [mm]
CB.C02.038.AL	8	10	38
CB.C02.048.AL	8	10	48
CB.C02.050.AL	8	10	50
CB.C02.057.AL	8	10	57
CB.C02.060.AL	8	10	60
CB.C02.067.AL	8	10	67
CB.C02.077.AL	8	10	77
CB.C02.080.AL	8	10	80
CB.C02.087.AL	8	10	87
CB.C02.100.AL	8	10	100
CB.C02.103.AL	8	10	103
CB.C02.125.AL	8	10	125
CB.C02.150.AL	8	10	150
CB.C02.175.AL	8	10	175



Accessories | Strain relief elements

■ C03 C-profile brackets

Mounted on the inside of the carrier brackets

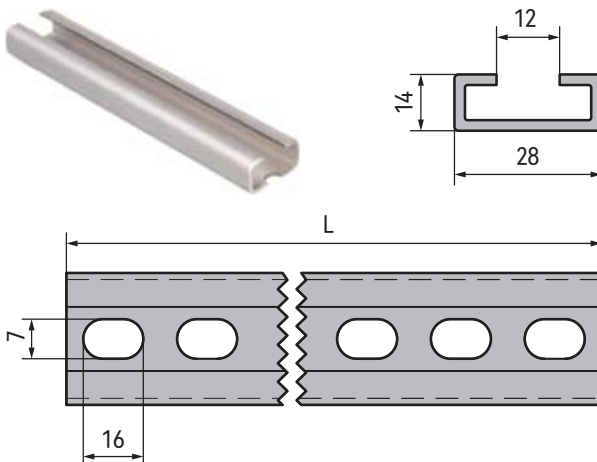


Part No.:
CB.C03.050.ES
 — Stainless steel
 — Inner width
 — Carrier series
 — Bracket series

Part No.	L [mm]
CB.C03.050.ES	50
CB.C03.075.ES	75
CB.C03.100.ES	100
CB.C03.125.ES	125
CB.C03.150.ES	150
CB.C03.175.ES	175
CB.C03.200.ES	200
CB.C03.225.ES	225
CB.C03.250.ES	250

■ C03 C-profile bracket for heavy-duty applications

Mounted on the outside of the carrier brackets



Part No.:
CB.HD.050.ES
 — Stainless steel
 — Inner width
 — Heavy-duty series
 — Bracket series

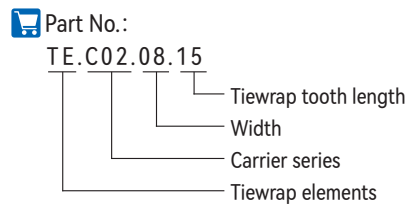
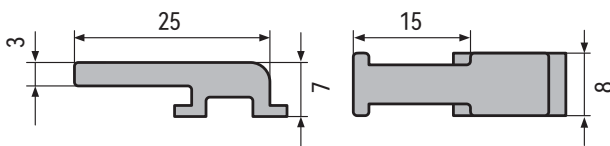
Part No.	L [mm]
CB.HD.050.ES	50
CB.HD.075.ES	75
CB.HD.100.ES	100
CB.HD.125.ES	125
CB.HD.150.ES	150
CB.HD.175.ES	175
CB.HD.200.ES	200
CB.HD.225.ES	225
CB.HD.250.ES	250

Accessories | Strain relief elements

■ C02 Tiewrap elements



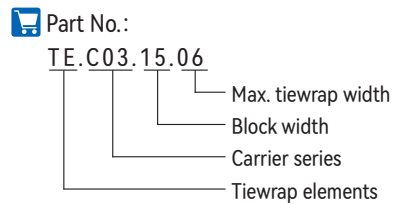
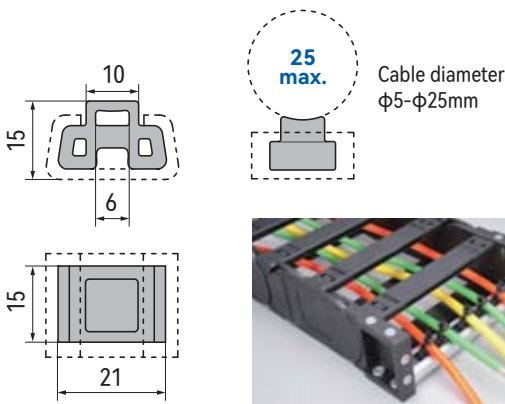
- Available as an individual component
- Can be clipped into C-profile bracker
- Easy to assemble and fix cables
- Save assemble time and space, compact modular design




■ C03 Tiewrap elements



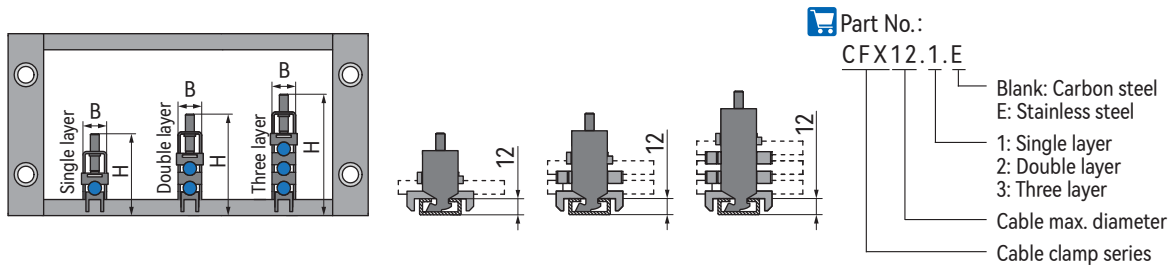
- Available as an individual component
- Used with C-profile bracker and tiewraps
- Easy to assemble and fix cables
- Save assemble time and space, compact modular design



Accessories | Cable clamp



Standard dimensions



Single layer cable clamp:

Part No. (Carbon steel)	Part No. (Stainless steel)	Diameter [mm]	B [mm]	H [mm]	Weight [g]
CFX12.1	CFX12.1.E	06-12	16	48	30
CFX14.1	CFX14.1.E	12-14	18	50	33
CFX16.1	CFX16.1.E	14-16	20	52	36
CFX18.1	CFX18.1.E	16-18	22	54	39
CFX20.1	CFX20.1.E	18-20	24	56	42
CFX22.1	CFX22.1.E	20-22	26	58	45

Part No. (Carbon steel)	Part No. (Stainless steel)	Diameter [mm]	B [mm]	H [mm]	Weight [g]
CFX26.1	CFX26.1.E	22-26	30	67	48
CFX30.1	CFX30.1.E	26-30	34	71	48
CFX34.1	CFX34.1.E	30-34	38	75	51
CFX38.1	CFX38.1.E	34-38	42	79	54
CFX42.1	CFX42.1.E	38-42	46	83	60

Double layer cable clamp:

Part No. (Carbon steel)	Part No. (Stainless steel)	Diameter [mm]	B [mm]	H [mm]	Weight [g]
CFX12.2	CFX12.2.E	06-12	16	69	47
CFX14.2	CFX14.2.E	12-14	18	71	52
CFX16.2	CFX16.2.E	14-16	20	75	57
CFX18.2	CFX18.2.E	16-18	22	79	62
CFX20.2	CFX20.2.E	18-20	24	83	67

Part No. (Carbon steel)	Part No. (Stainless steel)	Diameter [mm]	B [mm]	H [mm]	Weight [g]
CFX22.2	CFX22.2.E	20-22	26	87	72
CFX26.2	CFX26.2.E	22-26	30	105	77
CFX30.2	CFX30.2.E	26-30	34	113	82
CFX34.2	CFX34.2.E	30-34	38	121	88

Three layer cable clamp:

Part No. (Carbon steel)	Part No. (Stainless steel)	Diameter [mm]	B [mm]	H [mm]	Weight [g]
CFX12.3	CFX12.3.E	06-12	16	86	64
CFX14.3	CFX14.3.E	12-14	18	92	69
CFX16.3	CFX16.3.E	14-16	20	98	74
CFX18.3	CFX18.3.E	16-18	22	104	79

Part No. (Carbon steel)	Part No. (Stainless steel)	Diameter [mm]	B [mm]	H [mm]	Weight [g]
CFX20.3	CFX20.3.E	18-20	24	110	84
CFX22.3	CFX22.3.E	20-22	26	116	89
CFX26.3	CFX26.3.E	24-26	30	128	99
CFX30.3	CFX30.3.E	28-30	34	140	109